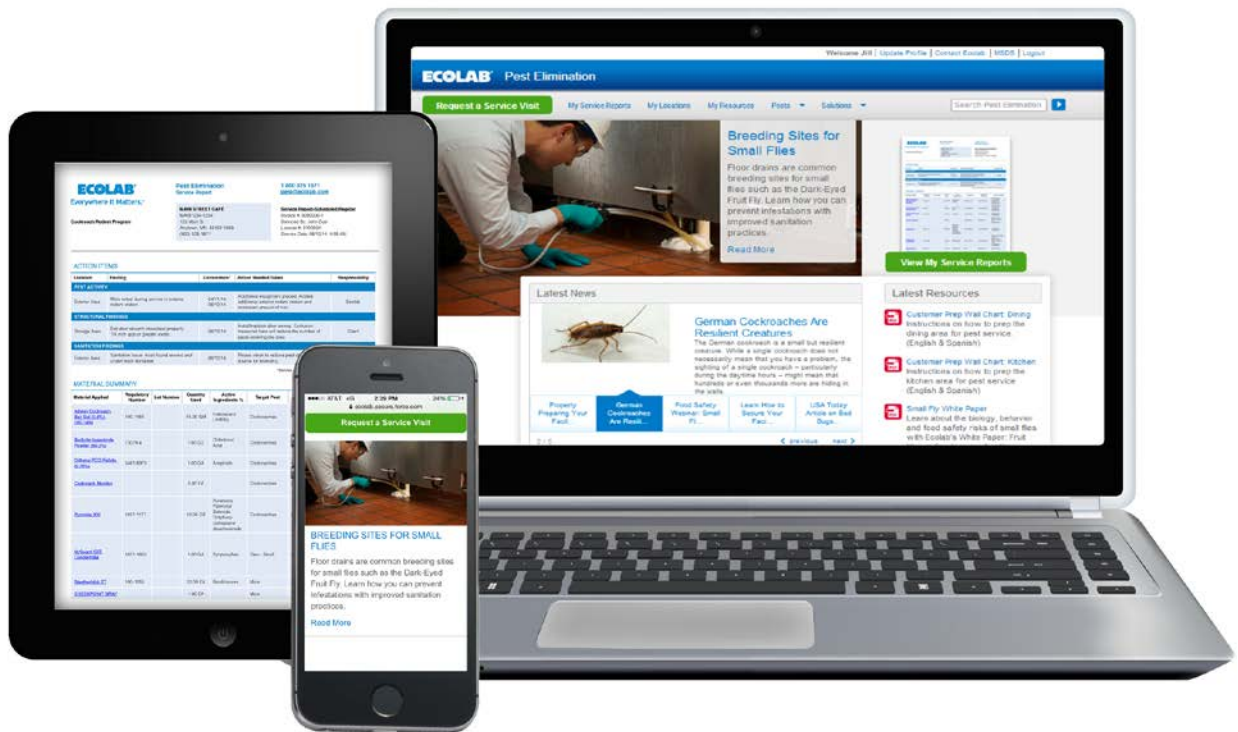


ECOLAB PORTAL

PEST ELIMINATION

User Guide



Ecolab Portal: Pest Elimination
User Guide

Contents

Getting Started 3

Home Page 4

Request a Service Visit 5

My Service Reports 6

My Locations 8

My Resources 9

Pests 10

Solutions..... 10

Search 11

IT Support..... 12

Ecolab Portal: Pest Elimination

User Guide

The Ecolab Portal for Pest Elimination is a secure, online customized site where you can easily access your current and historical Service Reports, as well as view and download insightful resources to help educate staff and better manage pest related risk. The Ecolab Portal can be accessed on any device that has an internet connection including laptops, tablets and smart phones.

Getting Started

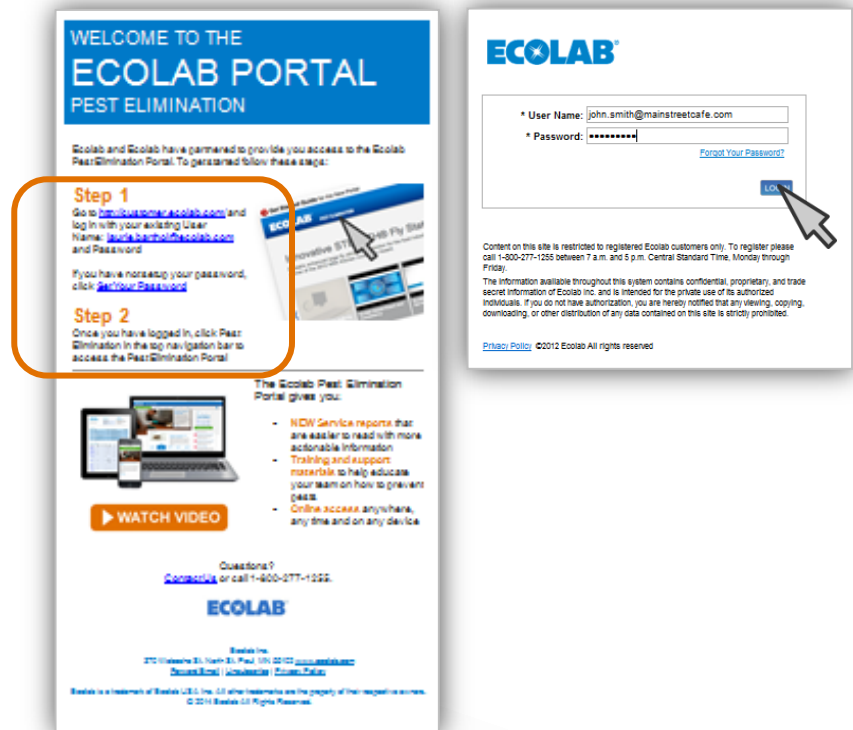
The Ecolab Portal can be accessed on any device with a connection to WiFi or cellular service. Follow these steps to get started.

- 1 Locate the Welcome Email that contains the instructions for accessing the Ecolab Portal: Pest Elimination.

Go to:

<http://customer.ecolab.com/>
and log in with your existing User Name (your email address) and password. Click LOGIN.

NOTE: If you have not set up your password click [Set Your Password](#). If you forgot your password click [Forgot Password](#).



- 2 Once you have logged in, click Pest Elimination in the top navigation bar to access the Pest Elimination Portal.



Ecolab Portal: Pest Elimination

User Guide

Home Page

The home page highlights featured items, recent news, and latest resources loaded to the Portal. You will also be able to navigate to different sections of the portal from here.

Access My Service Reports, My Locations, My Resources, Pests & Solutions pages in the header toolbar

Access videos, white papers, resource guides, webinars, pest facts and IDs, and more in the My Resources section

Get copies of MSDS for audits and regulatory purposes

Submit a request for service visit via this quick form

Learn about pest prevention with the featured story

Read news stories on pests and how to prevent them

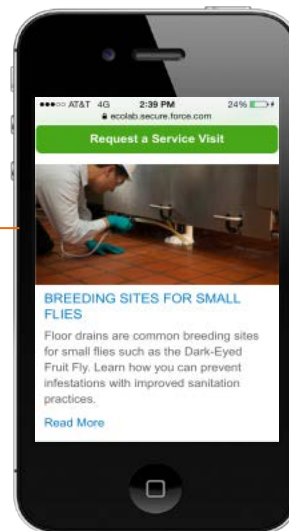
Search for anything on the Portal by entering key words

View current and historical Service Reports

See the latest resources added to the Portal

The screenshot shows the Ecolab Pest Elimination Portal interface. At the top, there is a navigation bar with the Ecolab logo and 'Pest Elimination' title. Below the navigation bar, there is a 'Request a Service Visit' button and a search bar. The main content area features a featured story titled 'Breeding Sites for Small Flies' with an image of a technician cleaning a floor drain. Below this, there are sections for 'Latest News' and 'Latest Resources'. The 'Latest News' section includes an article about German cockroaches. The 'Latest Resources' section lists various documents like 'Customer Prep Wall Chart' and 'Small Fly White Paper'. Callout lines connect these elements to descriptive text on the left and right sides of the image.

Portal viewing will automatically adjust to fit your screen size



Ecolab Portal: Pest Elimination

User Guide

Request a Service Visit

You can easily request a service visit by clicking on the large green tab on the toolbar, fill out the form with the appropriate information, and submit. If your situation requires immediate attention, call 1-800-325-1671 in the United States, or 1-800-352-5326 in Canada.

Request a Service Visit

If your situation requires immediate attention, please contact us at 1-800-325-1671. [Close](#)

Otherwise, please fill out and submit our request form.

MAIN1234-1234 [Not the right account?](#)

*What type of service do you need?
For Windows: Hold down the control (ctrl) key to select multiple options
For Mac: Hold down the command key to select multiple options

Select Service Types

- Ants
- Bed Bugs
- Birds
- Cockroaches
- Drain/Grease Related

Why are you in need of service?

Can this be addressed on your next scheduled service?

*How would you like to be contacted?
 Location Phone Cell Phone
Remember to update your profile if your contact information has changed!

Do you have any special requests or comments prior to service?

Submit

My Service Reports

The **My Service Reports** tab gives you access to the newly designed, electronic Service Reports for your current and historical service visits dating back to December 2013.

Search using the address, city, state, your location number, or name

Narrow your search results by using filters

Welcome Jonathan | Update Profile | Contact Ecolab | MSDS | Logout

ECOLAB Pest Elimination

Request a Service Visit | My Service Reports | My Locations | My Resources | Pests | Solutions | Search Pest Elimination

Home > My Service Reports Search

Search My Service Reports

Search My Service R

Narrow your results

Time

30 Days or Less (3)

60 to 90 Days (2)

90 Days or More (3)

Service Event

Scheduled/Regular (8)

Apply Filter

Clear Filters >>

My Service Reports (8)

Type	Account Name	Start Date	Address1	City	State	Specialist Name
PDF	Main Street Cafe	7/8/2014	123 MAIN ST	ANYTOWN	MN	DOE, JOHN
PDF	Main Street Cafe	6/19/2014	123 MAIN ST	ANYTOWN	MN	DOE, JOHN
PDF	Main Street Cafe	6/12/2014	123 MAIN ST	ANYTOWN	MN	DOE, JOHN
PDF	Main Street Cafe	5/9/2014	123 MAIN ST	ANYTOWN	MN	DOE, JOHN
PDF	Main Street Cafe	4/11/2014	123 MAIN ST	ANYTOWN	MN	DOE, JOHN
PDF	Main Street Cafe	3/13/2014	123 MAIN ST	ANYTOWN	MN	DOE, JOHN
PDF	Main Street Cafe	3/12/2014	123 MAIN ST	ANYTOWN	MN	DOE, JOHN
PDF	Main Street Cafe	2/10/2014	123 MAIN ST	ANYTOWN	MN	DOE, JOHN

Narrow Search Results

You can narrow your search results in five areas:

- Time of Service
- Service Event (i.e. Callback/Follow Up, Scheduled/Regular)
- Pest Activity
- Structural Finding
- Sanitation Finding
- Preparation Finding

Based on your search, relevant filters will automatically show up. Each filter option will show you the number of results found in parentheses.

Check any boxes that you want to use to filter. Once you have checked all your filters, click “Apply Filter”. This will reduce your results list.

To clear filters, go to “Narrow your results” and click on Clear Filters at the bottom of your screen.

Note: All search results will be limited to 200 results.

Sample Service Report



Cockroach/Rodent Program

Pest Elimination
Service Report

MAIN STREET CAFÉ
MAIN1234-1234
123 Main St.
Anytown, MN 55102-1099
(800) 325-1671

1 800 325 1671
pest@ecolab.com

Service Report-Scheduled/Regular
Invoice #: 9000000-1
Serviced By: John Doe
License #: 0102034
Service Date: 06/12/14 4:58 AM

ACTION ITEMS

- Location
- Service Findings
- Occurrences Over Time
- Actions Needed / Taken
- Owner of Action Items

ACTION ITEMS

Location	Finding	Occurrence*	Action Needed/Taken	Responsibility
PEST ACTIVITY				
Exterior Area	Mice noted during service in exterior rodent station.	04/11/14 06/12/14	Additional equipment placed. Added additional exterior rodent station and increased amount of bait.	Ecolab
STRUCTURAL FINDINGS				
Storage Area	Exit door doesn't close/seal properly- 1/4 inch gap or greater exists.	06/12/14	Install/replace door sweep. Exclusion measures here will reduce the number of pests entering the area.	Client
SANITATION FINDINGS				
Exterior Area	Sanitation Issue: trash found around and underneath dumpster.	06/12/14	Please clean to reduce pest attraction and source for breeding.	Client

*Service dates reflect the most recent 6-month time period.

MATERIAL SUMMARY

- Regulatory Documentation for Materials Applied
- Hyperlinks to Safety Data Sheets

MATERIAL SUMMARY

Material Applied	Regulatory Number	Lot Number	Quantity Used	Active Ingredients %	Target Pest	Application Method	Location Applied
Advion Cockroach Bait Gel (0.6%) 100-1484	100-1484		15.00 GM	Indoxacarb (.045%)	Cockroaches	Crack & Crevice	Kitchen Area Lounge/Bar Dining Area Storage Area
BorActin Insecticide Powder (99.0%)	73079-4		1.00 OZ	Orthoboric Acid	Cockroaches	Crack & Crevice	Kitchen Area Lounge/Bar Dining Area Storage Area
Orthene PCO Pellets (0.75%)	5481-8973		1.00 GA	Acephate	Cockroaches	Crack & Crevice	Kitchen Area Lounge/Bar
Cockroach Monitor			5.00 EA		Cockroaches	Placement	Kitchen Area Non-production Area Storage Area
Pyrocid 300	1021-1177		10.00 OZ	Pyrethrins Piperonyl Bu- toxide Octylbicyclo- heptene dicar- boximide	Cockroaches	Crack & Crevice	Kitchen Area Lounge/Bar
NyGuard IGR Concentrate	1021-1603		1.00 GA	Pyriproxyfen	Flies - Small	Crack & Crevice	Bathrooms/Locker Rooms Kitchen Area Non-production Area Storage Area Lounge/Bar
Weatherblok XT	100-1055		12.00 EA	Brodifacoum	Mice	Bait Station	Exterior Area
CHECKPOINT GRAY			1.00 EA		Mice	Placement	Exterior Area

Ecolab Confidential

Page 1 of 2

Ecolab Portal: Pest Elimination

User Guide

My Locations

The **My Locations** tab will give you access to all your locations that receive Pest Elimination service from Ecolab. Once you find the location you are looking for, you can click on it to see location detail and historical Ecolab service reports.

Welcome Customer | Update Profile | Contact Ecolab | MSDS | Logout

ECOLAB Pest Elimination

Request a Service Visit | My Service Reports | **My Locations** | My Resources | Pests | Solutions | Search Pest Elimination

Home > My Locations Search

Search My Locations

Search My Locations

My Locations

Account Name	Account Number	Shipping Street	City / State
Johnson's Cafe	JOHN99990001	36 W. 7th St.	Saint Paul, MN
Main Street Cafe	JASO99990001	123 Main St.	Anytown, MN
Sonnys BBQ	SONN99990001	4400 Lexington Ave.	Saint Paul, MN

Click on the account name highlighted in blue and see the account detail

Welcome Bob | Update Profile | Contact Ecolab | MSDS | Logout

ECOLAB Pest Elimination

Request a Service Visit | My Service Reports | My Locations | My Resources | Pests | Solutions | Search Pest Elimination

Sonnys BBQ

Customer Detail

Account Name	Sonnys BBQ	Phone	
Account Number	SONN99990001		

Address Information

Shipping Address: 4400 Lexington Ave.
Saint Paul, MN 55102
USA

Contacts

Contact Name	Title	Phone	Mobile	Email
Bob Smith		(630) 555-1234	(630) 555-1221	bob.smith@sonnysbbq.com
Tracy Darden		(630) 555-4321	(630) 555-4321	tracy.darden@sonnysbbq.com
Jill Jones		(630) 555-1296	(630) 555-1296	jill.jones@sonnysbbq.com

Service Visits

Service Visit Name	Service Detail Report	Customer Site Name	Program	Specialist Name	Start Date
SONNYS BBQ - 4400 LEXINGTON AVE.	View PDF	SONNYS BBQ	Cockroach/Rodent Program	DOE, JOHN	6/11/2014
SONNYS BBQ - 4400 LEXINGTON AVE.	View PDF	SONNYS BBQ	Cockroach/Rodent Program	DOE, JOHN	5/8/2014
SONNYS BBQ - 4400 LEXINGTON AVE.	View PDF	SONNYS BBQ	Cockroach/Rodent Program	DOE, JOHN	4/10/2014
SONNYS BBQ - 4400 LEXINGTON AVE.	View PDF	SONNYS BBQ	Cockroach/Rodent Program	DOE, JOHN	3/11/2014

Always show me [more](#) records per related list

Ecolab Portal: Pest Elimination

User Guide

My Resources

The **My Resources** tab provides you access to educational materials such as pest guides, videos, white papers, webinars, and more. Use these materials with your staff for quick reference and proactive pest prevention.

Search using key words like pest name or type of resource (i.e. cockroaches, white paper)

Narrow your search results by using filters

The screenshot shows the Ecolab Portal interface. At the top, there's a navigation bar with 'Welcome Jill | Update Profile | Contact Ecolab | MSDS | Logout'. Below that, a blue header contains the 'ECOLAB' logo and 'Pest Elimination'. A secondary navigation bar includes 'Request a Service Visit', 'My Service Reports', 'My Locations', 'My Resources' (highlighted with a mouse cursor), 'Pests', and 'Solutions'. A search bar is on the right. The main content area is titled 'My Resources Search' and shows 'My Resources (34)'. On the left, there are two filter sections: 'Search My Resources' with a search input and a search button, and 'Narrow your results' with two filter categories: 'Document Type' and 'Pests'. The 'Document Type' filter includes options like Brochures/Sell Sheets (7), Case Studies (1), Reference Guides (11), Videos (8), and White Papers (4). The 'Pests' filter includes options like Ants (3), Bed Bugs (5), Birds (1), Cockroaches (6), Flies - Large (9), Flies - Small (8), Not Applicable (3), Occasional Invaders (1), Rodents (5), and Stored Product Pests (1). An 'Apply Filter' button is at the bottom of the filters. The main results table has columns for 'Type', 'Content Name', and 'Summary'. It lists various resources such as 'Food Safety Webinar: Small Files in Food Service Facilities', 'Small Fly Fact Sheet', 'Occasional Invader Guide', 'Large Fly White Paper', 'Large Fly Brochure', 'Finito Sell Sheet', 'Drain Cleaning Gel Sell Sheet', 'Bed Bug White Paper', 'Air Quality Brochure', 'Additional Solutions Brochure', 'Video - Finito', and 'Rodent White Paper'.

Narrow Search Results

Based on your search, relevant filters will automatically show up. Each filter option will show you the number of results found in parentheses.

You can narrow your search results for resources in two areas:

- Document Type
- Pests

Check any boxes that you want to use to filter. Once you have checked all your filters, click “Apply Filter”. This will reduce your results list.

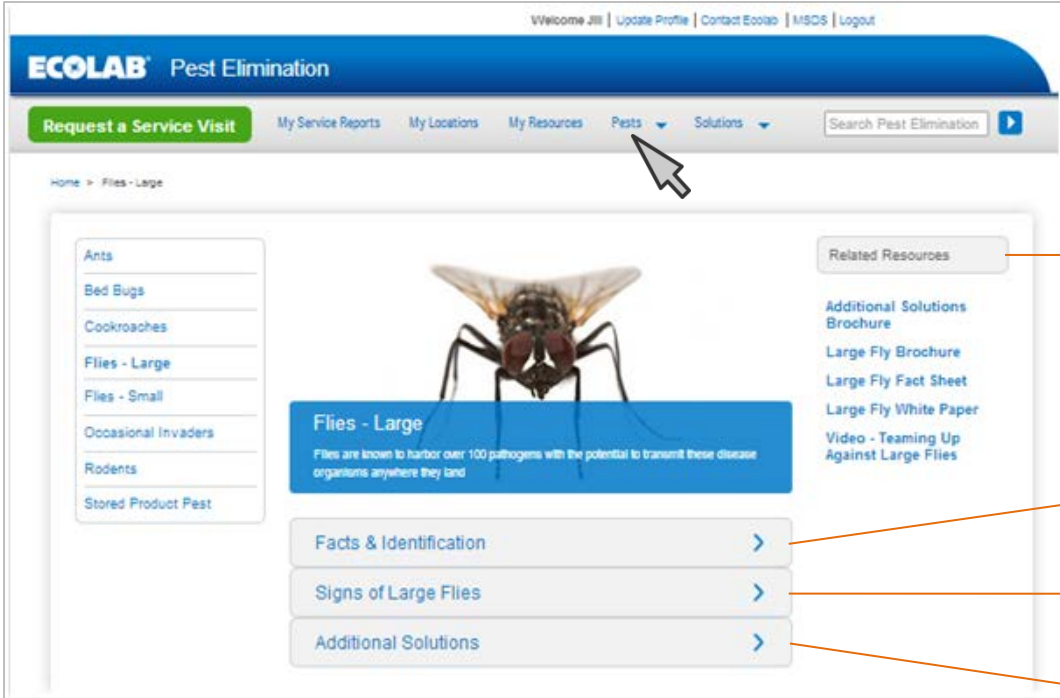
To clear filters, click on clear filters at the bottom of your screen.

Ecolab Portal: Pest Elimination

User Guide

Pests

The **Pests** tab allows you to quickly locate basic information about common pests including facts & identification, signs of the pest, and additional related documents or solutions.



The screenshot shows the Ecolab Pest Elimination portal interface. At the top, there is a navigation bar with the Ecolab logo and 'Pest Elimination' text. Below this is a secondary navigation bar with a green 'Request a Service Visit' button and links for 'My Service Reports', 'My Locations', 'My Resources', 'Pests', and 'Solutions'. A search bar is also present. The main content area is titled 'Home > Flies - Large'. On the left, there is a sidebar menu with various pest categories. The central focus is on 'Flies - Large', featuring a large image of a fly and a blue box with text: 'Flies - Large. Flies are known to harbor over 100 pathogens with the potential to transmit these disease organisms anywhere they land.' To the right, there is a 'Related Resources' section with links to 'Additional Solutions Brochure', 'Large Fly Brochure', 'Large Fly Fact Sheet', 'Large Fly White Paper', and 'Video - Teaming Up Against Large Flies'. Below the main content, there are three buttons: 'Facts & Identification', 'Signs of Large Flies', and 'Additional Solutions'. Three orange callout lines point from the right side of the page to these buttons and the 'Related Resources' section.

Quick links to resources related to this pest

View detailed information about the pest including appearance, diet, behavior, life cycle, and harborage sites

Learn how to recognize signs of pest activity

Discover additional Ecolab solutions to use to complement your regular pest elimination services

Solutions

The **Solutions** tab offers a brief summary of the Ecolab Pest Program for your specific industry. It identifies the common pests and the risks they present. Quick links to brochures and sell sheets can be found here.

Ecolab Portal: Pest Elimination User Guide

Search Entire Site

At any time, you can use the search bar in the upper right hand corner to find information on the Portal.

This screenshot shows the search results for 'flies' on the Ecolab Portal. The search bar in the top right corner contains the word 'flies'. On the left side, a 'Narrow your results' sidebar is highlighted with an orange box, showing four categories: My Resources (13), My Service Reports (0), My Locations (0), and My Contacts (0). The main content area displays 'Pest Elimination Search Results for flies' with a table of 'My Resources (13)'. The table has columns for Type, Content Name, and Summary. Resources listed include 'Drain Cleaning Gel Sell Sheet', 'Food Safety Webinar: Small Flies in Food Service Facilities', 'Large & Small Fly Guide', 'Large Fly Brochure', and 'Large Fly Fact Sheet'. Below the table, there are sections for 'My Service Reports (0)' and 'My Locations (0)', both showing 'No results found.' A 'Show All My Resources »' button is highlighted with an orange box at the bottom right of the resources table.

Enter a keyword or term to search for documents, reports, locations, contacts, or other resources

Results of the search show in these four categories

Click on 'Show All My Resources' to see a full list of your results

You can continue to narrow the My Resources results to the document type, or pest

This screenshot shows the search results for 'flies' with filters applied. The 'Narrow your results' sidebar is highlighted with an orange box and shows a mouse cursor over 'My Resources (13)'. Below the sidebar, there are two filter sections: 'Document Type' with radio buttons for Brochures/Sell Sheets (4), Reference Guides (3), Videos (3), and White Papers (2); and 'Pests' with radio buttons for Files - Large (7) and Files - Small (6). An 'Apply Filter' button is highlighted with an orange box. The main content area shows 'Pest Elimination Search Results for flies' with a 'Search My Resources' box containing 'flies'. The 'My Resources (13)' table is expanded to show more items, including 'Large Fly White Paper', 'Small Fly Fact Sheet', 'Small Fly Prevention Kit', and 'Small Fly White Paper'. A 'Back to Results »' link is visible at the top right of the table.

You can continue to narrow the My Resources results to the document type, or pest

Ecolab Portal: Pest Elimination

User Guide

Support

Forgot your username and/or password? Contact pestportal@ecolab.com

If you have any questions, or need help with the Ecolab Portal for Pest Elimination, please send an email to pestportal@ecolab.com.