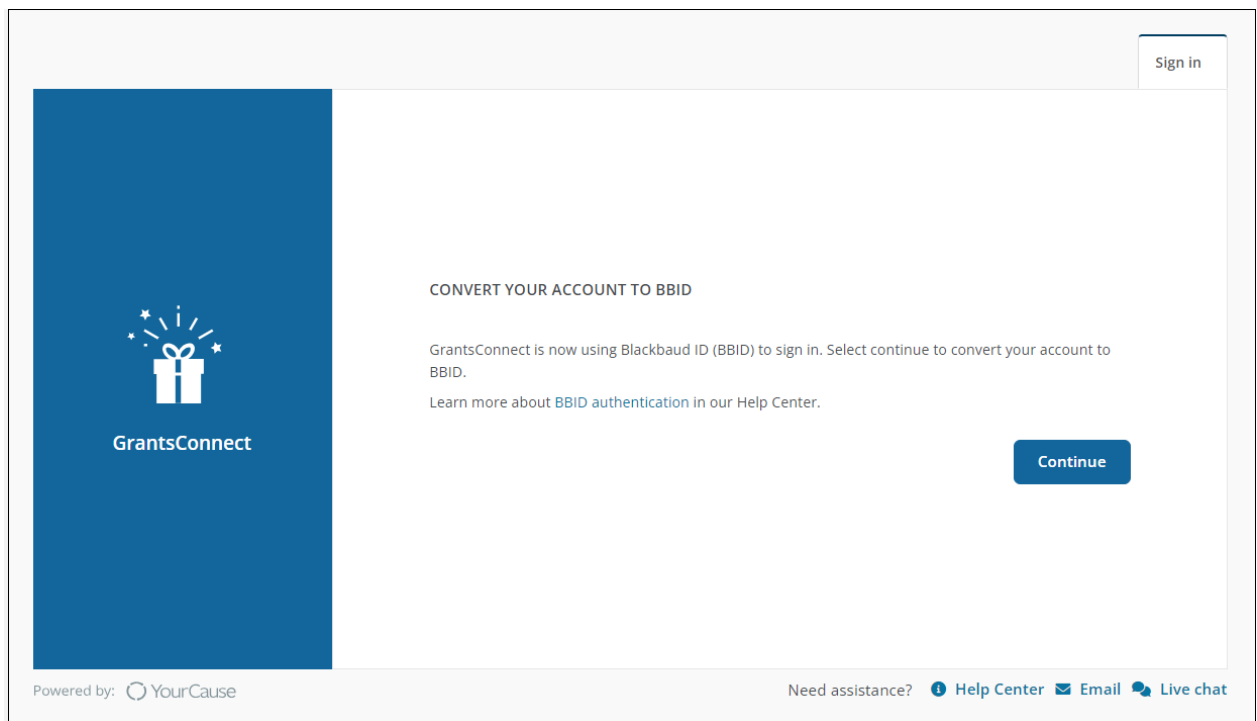


Connect Your GrantsConnect Account to Blackbaud ID (BBID)

If you have an existing account in **GrantsConnect**, you will be prompted to convert your account to use **Blackbaud ID (BBID)** when you next log in. This is done by entering the email associated with your **GrantsConnect** account and then creating your **BBID** authentication account.

1. On the **Sign In** page in **GrantsConnect**, enter your email and click **Sign In**.
2. On the next page, you will be prompted convert your account to use **BBID**. Select **Continue** to open the **BBID Sign Up** page.




3. On the **Sign Up** page, complete the following information.

- **Email address**


Warning: The email entered must be the same one used for your **GrantsConnect** account.

- **Password**
- **First and last name**

 YourCause[®] from Blackbaud


Sign up

Email address

Password 

Must contain at least 12 characters and 3 of the following:

- ✓ - Capital letter
- ✓ - Lowercase letter
- ✓ - Number
- ✓ - Special character (!, #, %, etc.)


Confirm password 


First name

Last name

By continuing below, you are agreeing to the Blackbaud, Inc. [Terms of Use and Privacy Policy](#).


or

 Sign up with Google

 Sign up with Apple

Already have an account? [Sign in](#)

[Need help? Have questions?](#)

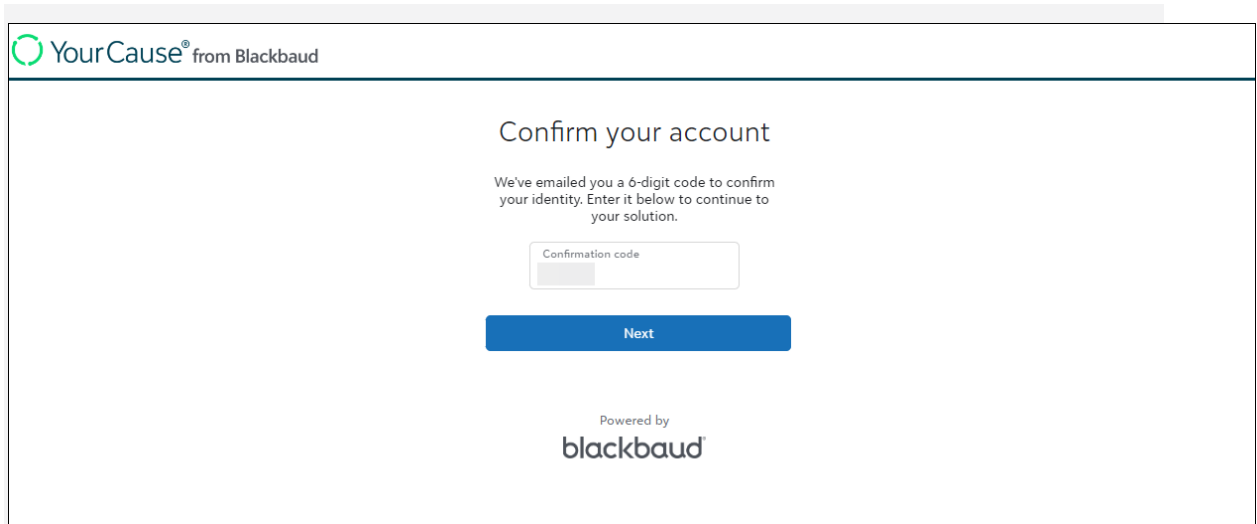


Tip: Instead of setting up your account using an email and password, you can click on [Sign up with Google](#) or [Sign up with Apple](#) to sign in through one of these platforms. **The email used for Google or Apple sign-in must match the one associated with your GrantsConnect account.**

Note: If you already have a **BBID** account for the email used for your **GrantsConnect** account, you can click on **Sign In** instead.

4. Click **Sign Up** to create your **BBID** account.
5. A confirmation code will be emailed to you to confirm your identity. Retrieve this code and enter it in the field provided on the **Confirm Your Code** page.

Note: This email is titled `Verify your email address` and sent by `Blackbaud <noreply@blackbaud.com>`.



6. Click **Next** to return to **GrantsConnect**.

You will be automatically taken back to your **GrantsConnect** portal and logged in. This may take a few moments to refresh.

Note: For security reasons, you will be prompted to set up multi-factor authentication (MFA) the second time you log in with **BBID**. For more information, see [Set Up Multi-Factor Authentication](#).

Remember, if you need assistance, use the Need assistance links at the bottom of the Sign in page.

