

Urinal Screen and Deliming

KAY® Multi-Purpose Disinfectant Cleaner Solution GNFR # 100644220

KAY® Delimer Tablets GNFR # 100603044

Urinal Screens GNFR # 100689800



A clean and fresh restroom makes a great impression on your guests and helps create positive reviews and repeat customers. Ecolab has a wide selection of products designed to keep your restrooms clean, safe, and odor-free.



Improved Customer Experience

- A clean and fresh restroom makes a great impression on your customers
- Ecolab Urinal Screen & Deodorizer helps to provide improved odor control in your restrooms
- In addition to the improved odor control, the Ecolab Urinal Screens, when consistently in place, help prevent and reduce incidences of objects clogging urinals



Store & Operational Benefits

- Less downtime of restrooms, urinals, reduced plumbing costs
- Reduced incidences of objects being put in urinals causing clogs
- Reduce build up in plumbing expense caused by hard water and uric acid



URINAL SCREENS don't just
prevent splashback
--they serve as the first
line of defense against
restroom odors.

Restrooms — Urinal Cleaning and Deliming:



KAY® Multi-Purpose
Disinfectant Cleaner
Solution
GNFR # 100644220
Use and Frequency:
Daily restroom cleaning
and disinfecting



KAY® Delimer Tablets
GNFR # 100603044
Use and Frequency:
Daily, 1 tablet per
urinal disinfecting

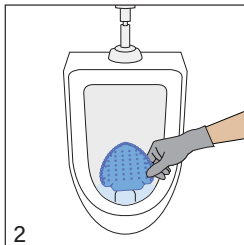


Urinal Screens
GNFR # 100689800
Use and Frequency:
Change Monthly

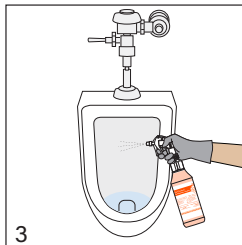
Urinal cleaning to be completed prior to cleaning floor.
Refer to Restroom Cleaning Schedule for cleaning frequency and procedures.



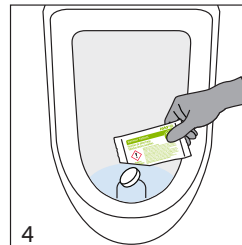
- 1
- Remove large debris from urinal and discard in trash.



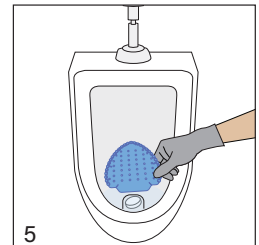
- 2
- Move urinal screen to clean urinal.



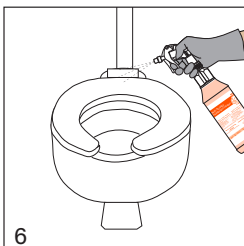
- 3
- Clean urinal with KAY® Multi-Purpose Disinfectant Cleaner Solution per restroom sanitation guide. Flush urinal to rinse.



- 4
- Remove KAY® Delimer Tablet from wrapper and place in water reservoir area at bottom of urinal. Flush urinal to begin dissolving KAY® Delimer Tablet.



- 5
- Cover KAY® Delimer Tablet with urinal screen. Urinal screen must cover KAY® Delimer Tablet. Flush urinal again to continue dissolving KAY® Delimer Tablet.



- 6
- Continue to clean remaining surfaces in the restroom per the restroom sanitation guide.

NOTES:

Do not allow Delimer Tablets to encounter bleach or other chlorine-based cleaning products.

Deliming process should be completed at end of business hours.

Discard Urinal Screen and Replace on the first day of every month. Remove monthly tab reminder from upper edge of urinal screen to indicate when change out occurred.

Contact your Ecolab Representative or call 1 800 529 5458 for more information